





Animal Care



New Zealand Certificate in Animal Care (Companion Animals) (Level 3)

	Level 3
	17 weeks, (part-time options available)
	07 Jul 2025 (Petone)
	\$4,554 (indicative for 2025 intake)

This programme will give you an entry-level animal care qualification. It will also give you a taste of the wider range of animal-related qualifications available and allow you to get a feel for tertiary study before attempting higher-level qualifications. It's also a great first step if you want to enter an animal-related profession such as an animal care attendant, pet shop work or kennel and cattery animal carer.

Programme outline

You will gain the skills and knowledge to work in a role assisting with the care of companion animals (cats, dogs, rabbits, rodents, and birds), in a variety of settings such as pet stores, animal rescue centres, pet grooming, animal day care, kennels and catteries etc.

Graduates will have the skills, knowledge, and attributes to assist with the care of animals under limited supervision.

More detail about this qualification

This programme is delivered by blended learning i.e., face to face and online learning. This means some of your lessons may be delivered via Moodle (our online learning platform), which will require you to have a computer and internet access at home.

You will be required to attend two on-campus days a week.

Courses

Course No	Course Name	Credits
ANML3101	Introduction to Professional Skills when working with companion animals	15
ANML3102	Behaviour, handling, and transportation for companion animals	15
ANML3103	Introduction to form, function, and preventative health for companion animals	15
ANML3104	Introduction to Husbandry for companion animals	15
ANML3105	Companion Animals Practicum	10
Total Compulsory Credits at Level 3		70 Credits

Practicum

You must complete at least 40 hours of practicum in a workplace environment. A suitable placement could be at an animal facility such as a cattery, kennels, doggy day-care, SPCA, or animal shelter etc.

If you are not already working or volunteering in one of these areas, we recommend you arrange a placement close to home. Our staff will assist you, if you have difficulty finding a placement.

Placements should be one day a week for approximately 3-4 hours. Placements can start from the beginning of week three, but only after you have completed your 'Passport to Practicum'.

Course related costs

The following costs are approximate. Confirmed costs and details on where to purchase your uniform will be sent out prior to the programme's start date.

- Uniform and shoes: \$100
- Placement travel costs: these will vary depending on where you live and where your placements are.

Entry requirements

Open Entry, if the delegated authority is satisfied that the applicant has the capability to complete the requirements of the programme.

International applicants are required to have an IELTS score of 5 (general or academic) with no individual band lower than 5 from one test taken in the preceding two years, or an equivalent described in NZQA Rules.

In addition to meeting the requirements for admission, all applicants must complete a [health and criminal declaration form](#) to ensure fitness to practice, prior to acceptance into the programme.

*Convictions of any offence may not necessarily exclude applicants from enrolment. Any decision is made on a case-by-case basis at the discretion of the delegated authority.

Selection processes may apply where the number of applications exceed the number of available places.

How to apply

Complete the [health and criminal conviction declaration form](#) and save to your computer so you can attach it when you complete the online application.

Disclaimer: The information contained in this document is correct at the time of print. Whitireia and WelTec | Te Pūkenga reserves the right to cancel or postpone any of the programmes, and shall not be liable for any claim other than the proportion of programme fees that the cancelled portion bears. Some programmes may be dependent upon formal approval from NZQA (New Zealand Qualifications Authority), TEC (Tertiary Education Commission) funding allocation, and the number of enrolments. As part of the NZQA targeted review of all Level 1-6 New Zealand qualifications, there may still be changes to some programmes starting in 2024. Fees, programmes, entry and selection criteria, and dates, are subject to change. Please check the relevant programme pages at whitireiaweltec.ac.nz for up-to-date information and full entry regulations before applying to enrol. Information regarding English language requirements is available on each course page at whitireiaweltec.ac.nz.

Declaration form



Disclaimer: The information contained in this document is correct at the time of print. Whitireia and WelTec | Te Pūkenga reserves the right to cancel or postpone any of the programmes, and shall not be liable for any claim other than the proportion of programme fees that the cancelled portion bears. Some programmes may be dependent upon formal approval from NZQA (New Zealand Qualifications Authority), TEC (Tertiary Education Commission) funding allocation, and the number of enrolments. As part of the NZQA targeted review of all Level 1-6 New Zealand qualifications, there may still be changes to some programmes starting in 2024. Fees, programmes, entry and selection criteria, and dates, are subject to change. Please check the relevant programme pages at whitireiaweltec.ac.nz for up-to-date information and full entry regulations before applying to enrol. Information regarding English language requirements is available on each course page at whitireiaweltec.ac.nz.