






# English Language



# New Zealand Certificate in English Language (Applied) (Level 3)

	Level 3
	17 weeks, full-time
	07 Jul 2025 (Petone)
	\$2,356 (indicative for 2025 intake)
	\$8,676* (indicative for 2025 intake)

This qualification is for learners of English as an additional language who want to improve their English for community, academic or work purposes.

## What you will learn

- Understand and interpret spoken English on familiar topics.
- Improve your speaking skills by participating in longer conversations.
- Enhance your reading skills of written texts.
- Learn to write clear and connected texts on familiar topics.

## More detail about this qualification

This programme is delivered face to face. You will be required to attend four on-campus days a week. Learning materials to support in class activities will be available via Moodle (our online learning platform), which will require you to have a computer and internet access at home.

## Entry requirements

Open entry.

International applicants are required to have an IELTS score of 5.0 (Academic) with no lower band score of 5.0 or equivalent, or an equivalent described in NZQA Rules.

## Related study options

[New Zealand Certificate in English Language \(Academic\) \(Level 4\)](#)

Disclaimer: The information contained in this document is correct at the time of print. Whitireia and WelTec | Te Pūkenga reserves the right to cancel or postpone any of the programmes, and shall not be liable for any claim other than the proportion of programme fees that the cancelled portion bears. Some programmes may be dependent upon formal approval from NZQA (New Zealand Qualifications Authority), TEC (Tertiary Education Commission) funding allocation, and the number of enrolments. As part of the NZQA targeted review of all Level 1-6 New Zealand qualifications, there may still be changes to some programmes starting in 2024. Fees, programmes, entry and selection criteria, and dates, are subject to change. Please check the relevant programme pages at [whitireiaweltec.ac.nz](http://whitireiaweltec.ac.nz) for up-to-date information and full entry regulations before applying to enrol. Information regarding English language requirements is available on each course page at [whitireiaweltec.ac.nz](http://whitireiaweltec.ac.nz).